



Temat: Happy Easter!

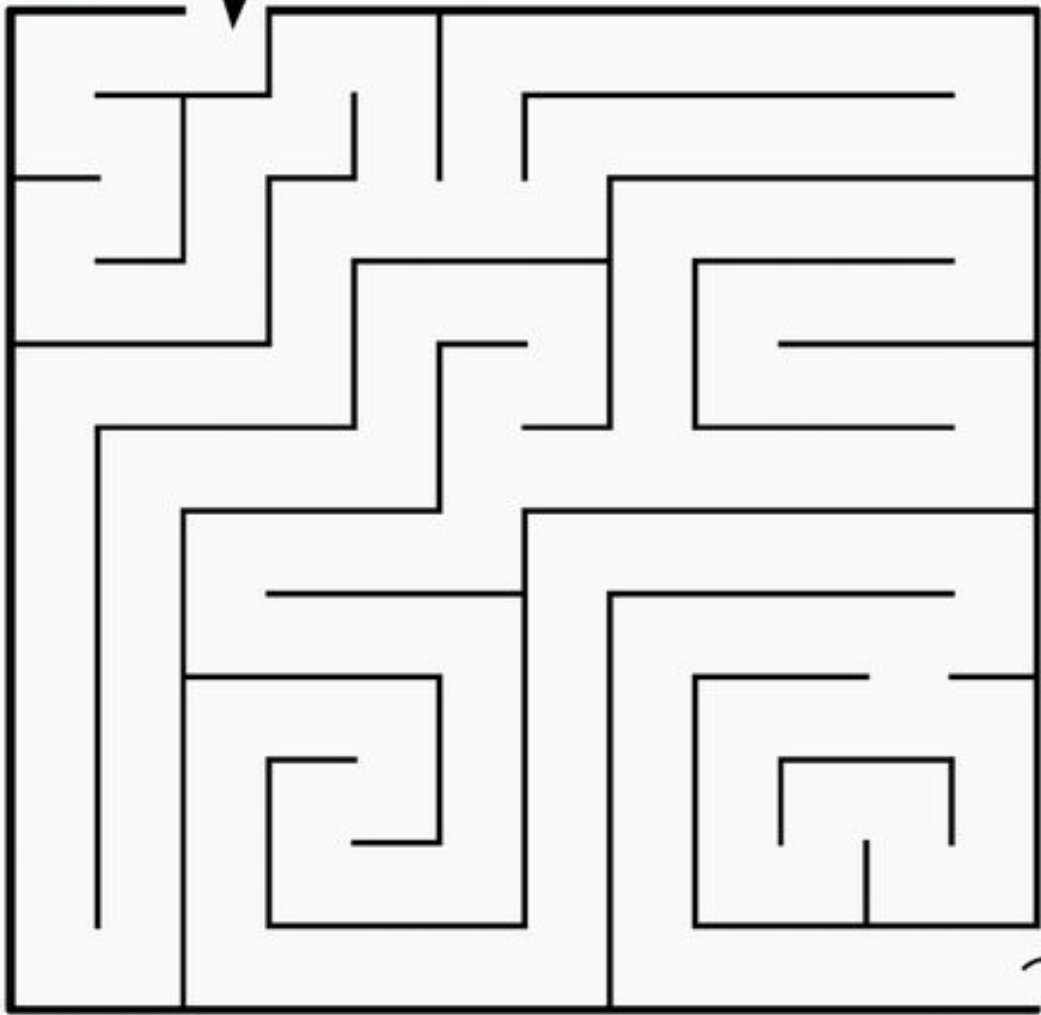
Na początek propozycja rozwiązania Wielkanocnego Labiryntu (Easter Maze) w dwóch wersjach.

HAPPY EASTER!

Help me find my egg basket!



Happy Easter!



© puzzles-to-print.com

It's Easter Day and the baby chick just hatched from her egg. Help her take her first steps and find her way through the chicken coop.







W kolejnych załącznikach do wyboru dwie gry memory – na odnajdywanie par. Memory z easter eggs – odnajdywanie takich samych pisanek lub Bunny and carrots memory – dopasowywanie ilości marchewek do odpowiedniej cyfry (wersja dla starszych dzieci).

Karty najlepiej wydrukować na grubszym papierze. Karty memory należy wyciąć, można je pokolorować.

W grę gramy kładąc karty rysunkiem do dołu. Dziecko odkrywa kolejno po dwie karty, jeśli nie odnalazło pary, ruch wykonuje kolejna osoba (rodzic lub rodzeństwo).







Bunny & Carrot Match









Bunny & Carrot Match



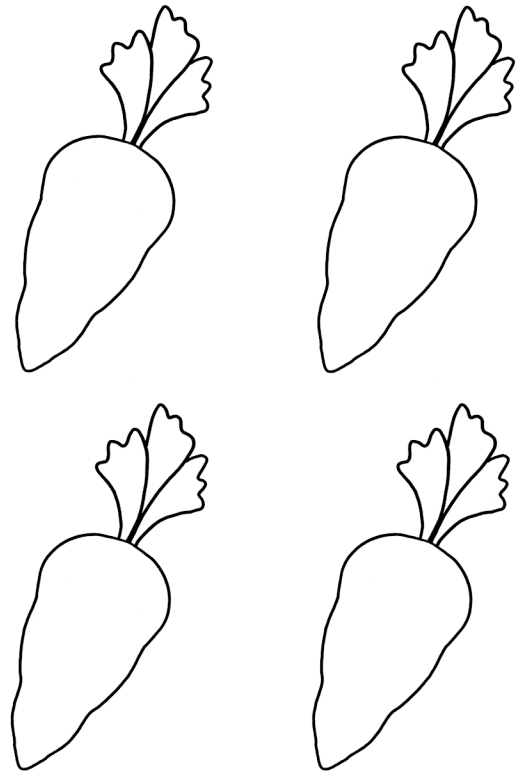




Bunny & Carrot Match





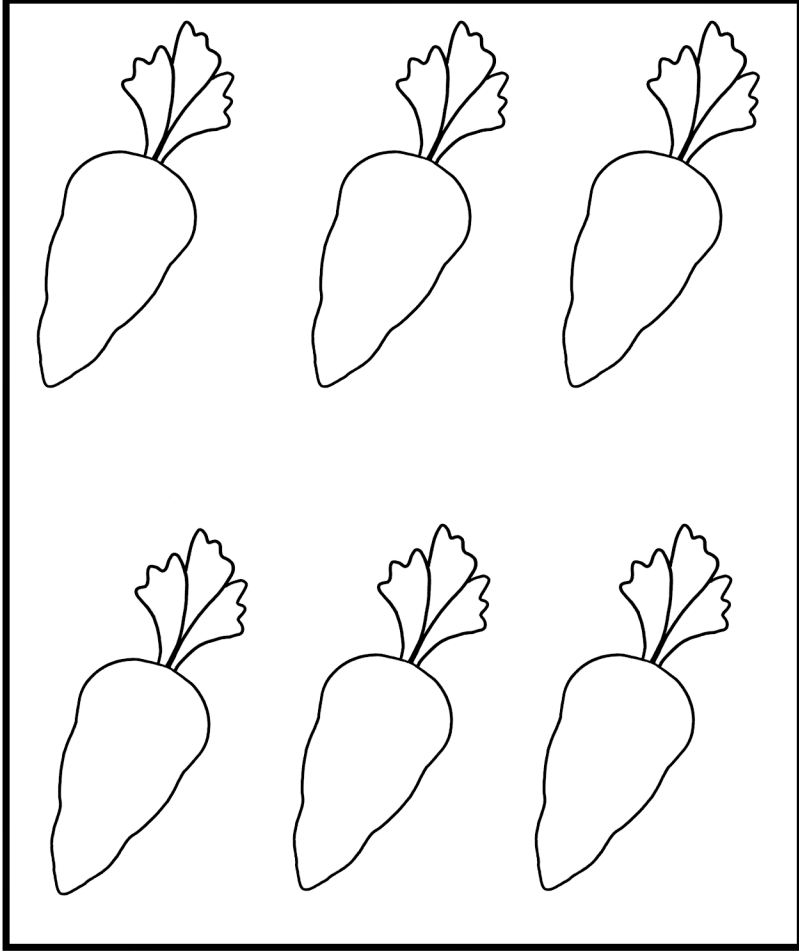
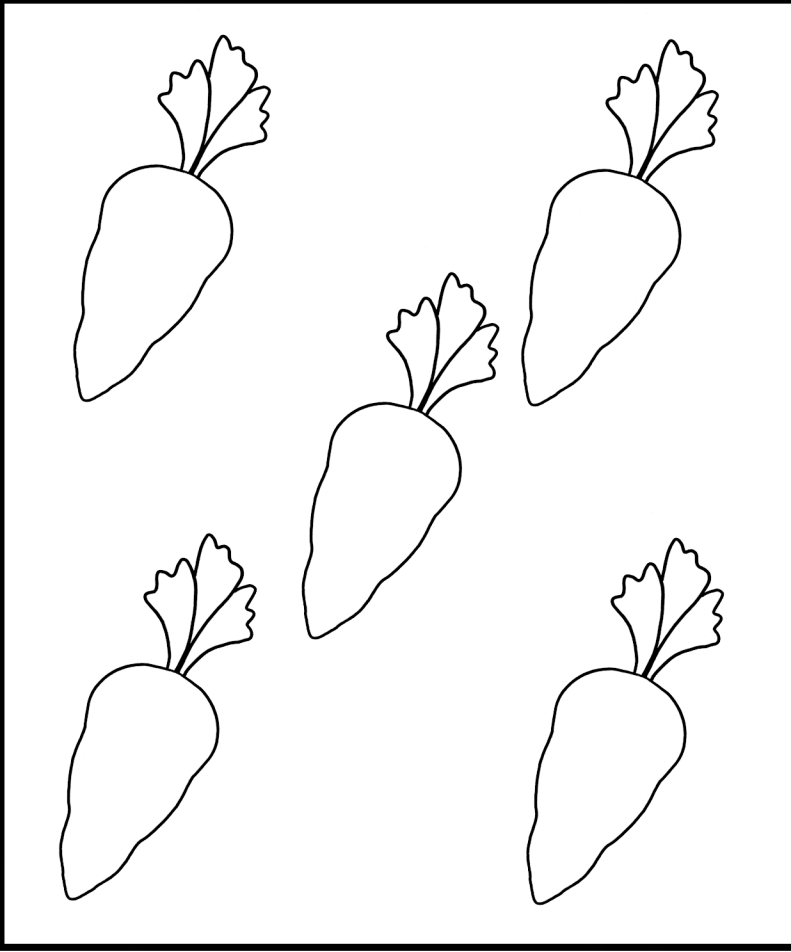


Bunny & Carrot Match








Bunny & Carrot Match






Bunny & Carrot Match



Easter Egg Match Game

Cut out the Easter eggs. To play turn the eggs face down. Turn over any two cards at a time, looking for pairs. If you find a pair, you keep it and get another turn.



Piosenka "B-U-N-N-Y"

<https://www.youtube.com/watch?v=nZLIq7B85g&t=46s>

There is a rabbit with a pink nose, floppy ears and a fluffy tail
and Bunny is his name-O

B-U-N-N-Y

B-U-N-N-Y

B-U-N-N-Y and bunny is his name-o

There is a rabbit with a pink nose, floppy ears and a fluffy tail
and Bunny is his name-O

(clap) U-N-N-Y

(clap) U-N-N-Y

(clap) U-N-N-Y and bunny is his name-o

There is a rabbit with a pink nose, floppy ears and a fluffy tail
and Bunny is his name-O

(clap) (clap) N-N-Y

(clap) (clap) N-N-Y

(clap) (clap) N-N-Y and bunny is his name-o

There is a rabbit with a pink nose, floppy ears and a fluffy tail
and Bunny is his name-O

(clap) (clap) (clap) N-Y

(clap) (clap) (clap) N-Y

(clap) (clap) (clap) N-Y and bunny is his name-o

There is a rabbit with a pink nose, floppy ears and a fluffy tail
and Bunny is his name-O

(clap) (clap) (clap) (clap)-Y

(clap) (clap) (clap) (clap)-Y

(clap) (clap) (clap) (clap)-Y and bunny is his name-o

There is a rabbit with a pink nose, floppy ears and a fluffy tail
and Bunny is his name-O

(clap) (clap) (clap) (clap) (clap)

(clap) (clap) (clap) (clap) (clap)

(clap) (clap) (clap) (clap) (clap) and bunny is his name-o

Słowniczek:

pink nose – różowy nos

floppy ears – oklapłe uszy

fluffy tail – puszysty ogonek

Proszę włączyć piosenkę. Dzieci poznały już piosenkę w tej sekwencji powtarzania literek i znikającej literki przy kolejnej zwrotce. Po odsłuchaniu piosenki można dopytać dziecko o czym jest piosenka. Proszę powtórzyć z dzieckiem kolejne linijki tekstu. Poniżej pokazywanie do piosenki:

There is a rabbit with a pink nose – wskazujemy na nos

floppy ears – wskazujemy na uszy

and a fluffy tail – wskazujemy na ogonek

and Bunny is his name-O – podskok i klaśnięcie
B-U-N-N-Y – po kolei palcami "odliczamy" każdą literkę
(clap) – podskok lub klaśnięcie (w zależności czy dziecko rozpiesza energia :))

Propozycje do obejrzenia na youtube dla chętnych:

<https://www.youtube.com/watch?v=PrNI1m5jBC4> – Peppa Pig – Easter Bunny

<https://www.youtube.com/watch?v=HL8R158Ujp4> – historia o Jezusie

<https://www.youtube.com/watch?v=gPaaDjhVKqk> - można przypomnieć sobie piosenkę "Little bunny"